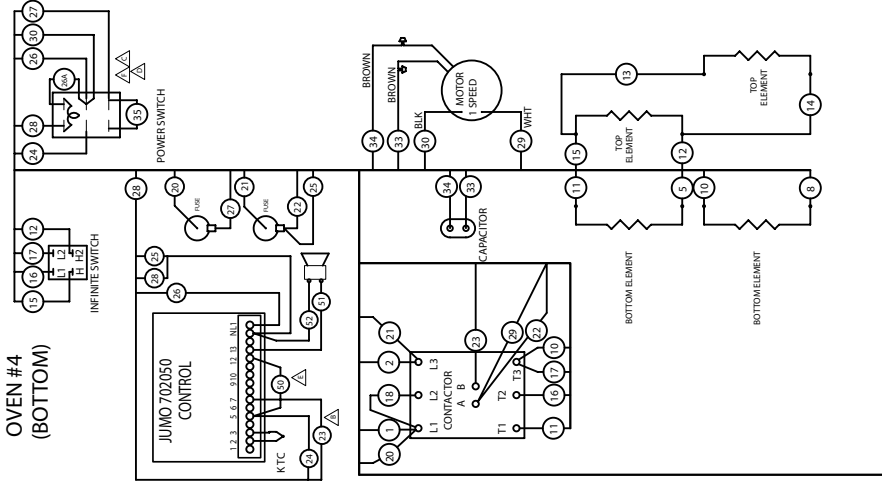
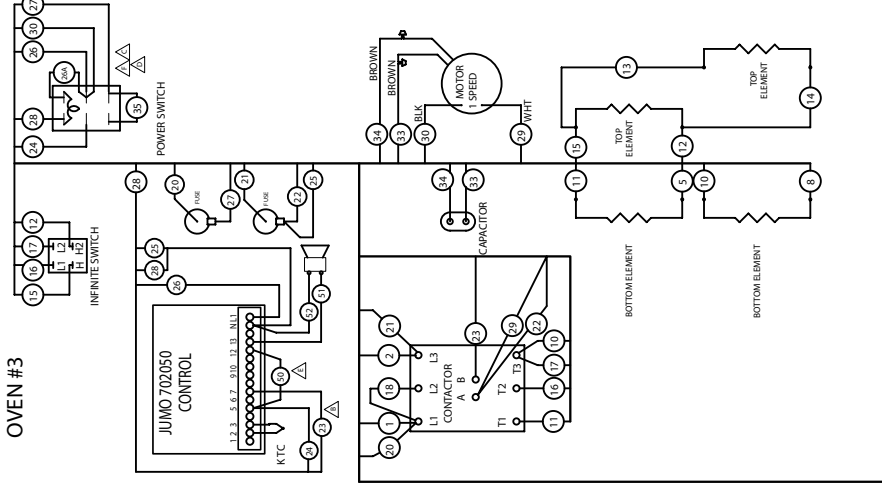


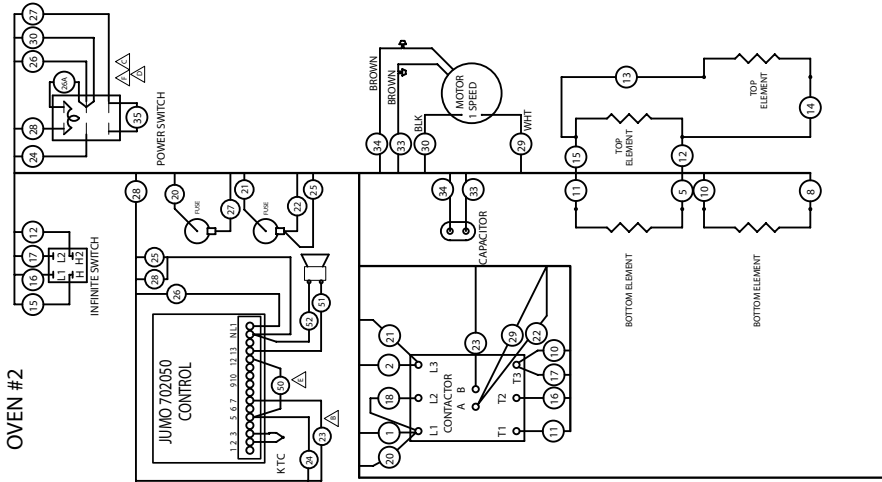
OVEN #4 (BOTTOM)



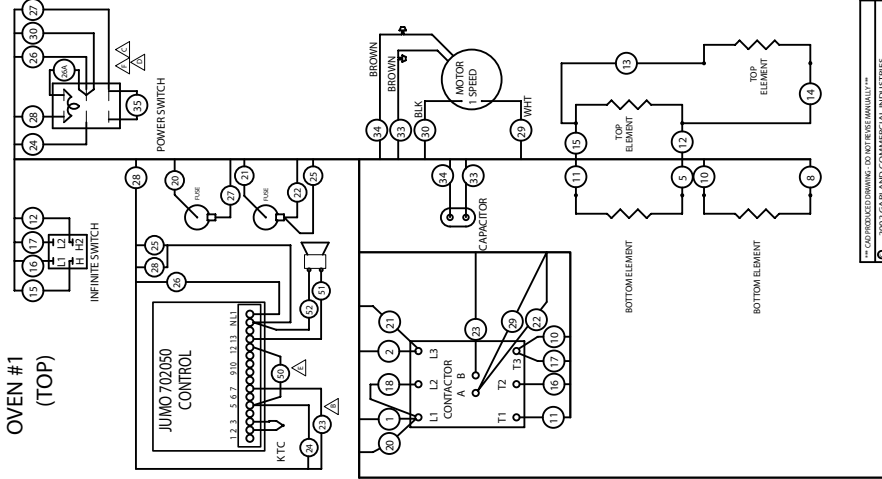
OVEN #3



OVEN #2

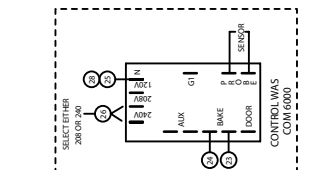


OVEN #1 (TOP)



DO NOT USE THIS DRAWING FOR COMMERCIAL INDUSTRIAL OR OTHER APPLICATIONS WITHOUT THE WRITTEN PERMISSION OF GARLAND INDUSTRIES.

REV	DESCRIPTION	DATE	BY	CHKD
1	REVISED DRAWING OF	08/10/2008	CCT	AGS
2	REVISED DRAWING OF	08/10/2008	CCT	AGS
3	REVISED DRAWING OF	08/10/2008	CCT	AGS
4	REVISED DRAWING OF	08/10/2008	CCT	AGS
5	REVISED DRAWING OF	08/10/2008	CCT	AGS
6	REVISED DRAWING OF	08/10/2008	CCT	AGS
7	REVISED DRAWING OF	08/10/2008	CCT	AGS
8	REVISED DRAWING OF	08/10/2008	CCT	AGS
9	REVISED DRAWING OF	08/10/2008	CCT	AGS
10	REVISED DRAWING OF	08/10/2008	CCT	AGS
11	REVISED DRAWING OF	08/10/2008	CCT	AGS
12	REVISED DRAWING OF	08/10/2008	CCT	AGS
13	REVISED DRAWING OF	08/10/2008	CCT	AGS
14	REVISED DRAWING OF	08/10/2008	CCT	AGS
15	REVISED DRAWING OF	08/10/2008	CCT	AGS
16	REVISED DRAWING OF	08/10/2008	CCT	AGS
17	REVISED DRAWING OF	08/10/2008	CCT	AGS
18	REVISED DRAWING OF	08/10/2008	CCT	AGS
19	REVISED DRAWING OF	08/10/2008	CCT	AGS
20	REVISED DRAWING OF	08/10/2008	CCT	AGS
21	REVISED DRAWING OF	08/10/2008	CCT	AGS
22	REVISED DRAWING OF	08/10/2008	CCT	AGS
23	REVISED DRAWING OF	08/10/2008	CCT	AGS
24	REVISED DRAWING OF	08/10/2008	CCT	AGS
25	REVISED DRAWING OF	08/10/2008	CCT	AGS
26	REVISED DRAWING OF	08/10/2008	CCT	AGS
27	REVISED DRAWING OF	08/10/2008	CCT	AGS
28	REVISED DRAWING OF	08/10/2008	CCT	AGS
29	REVISED DRAWING OF	08/10/2008	CCT	AGS
30	REVISED DRAWING OF	08/10/2008	CCT	AGS
31	REVISED DRAWING OF	08/10/2008	CCT	AGS
32	REVISED DRAWING OF	08/10/2008	CCT	AGS
33	REVISED DRAWING OF	08/10/2008	CCT	AGS
34	REVISED DRAWING OF	08/10/2008	CCT	AGS
35	REVISED DRAWING OF	08/10/2008	CCT	AGS
36	REVISED DRAWING OF	08/10/2008	CCT	AGS
37	REVISED DRAWING OF	08/10/2008	CCT	AGS
38	REVISED DRAWING OF	08/10/2008	CCT	AGS
39	REVISED DRAWING OF	08/10/2008	CCT	AGS
40	REVISED DRAWING OF	08/10/2008	CCT	AGS



ELECTRICAL REQUIREMENTS PER 2 DECKS					
240V/3		AMPS PER LINE			
KW	AMPS PER LINE	L1	L2	L3	29.4
*	*	L1	L2	L3	29.4
10.4	34	34	19.6	34	17

ITEM	PART NUMBER	DESCRIPTION	REV
2			
1	1717102	WIRE DIAGRAM-208/240V	6