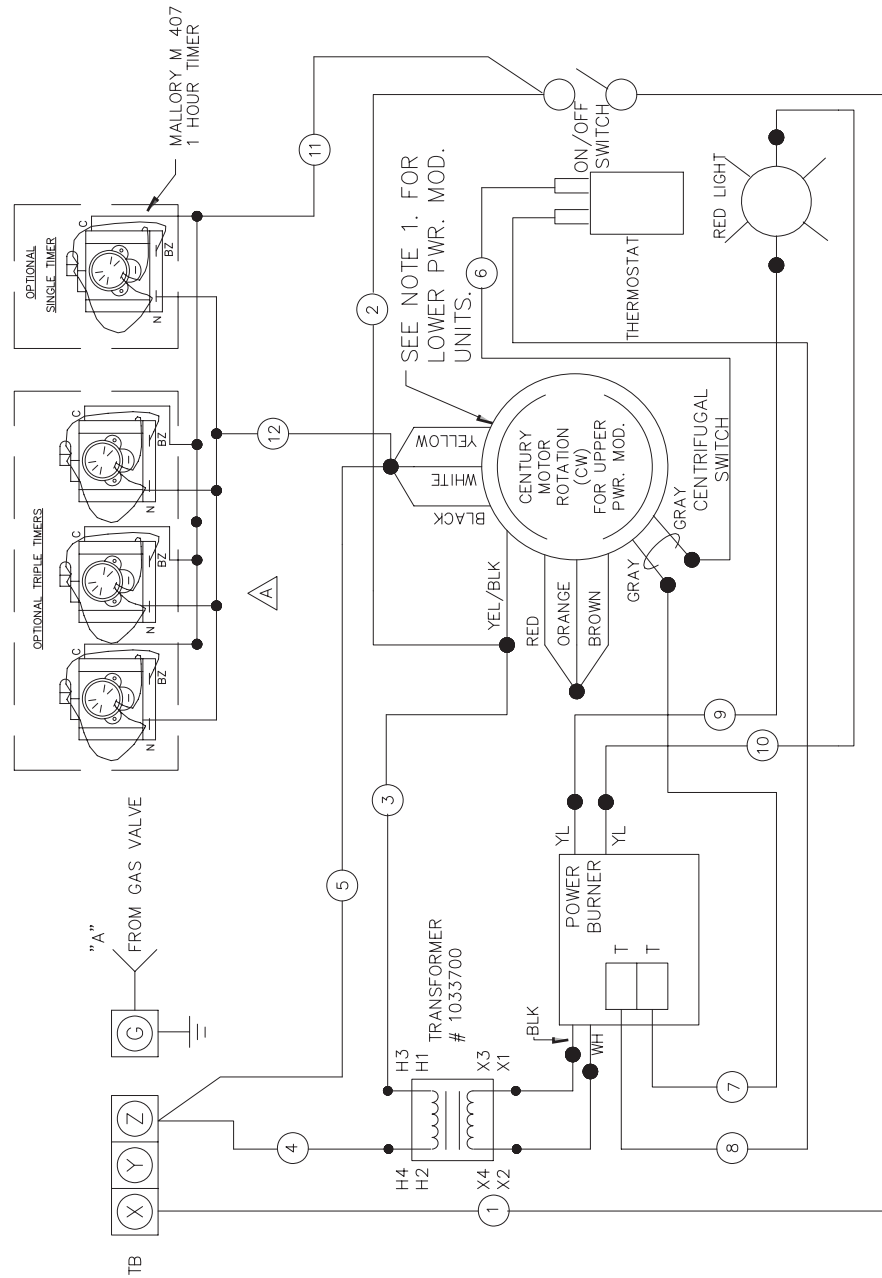
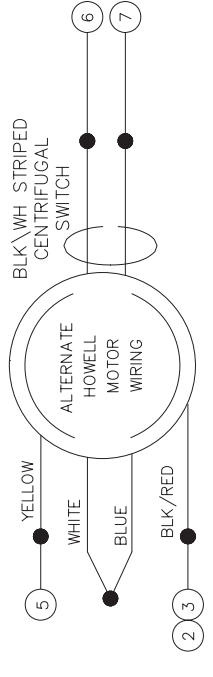
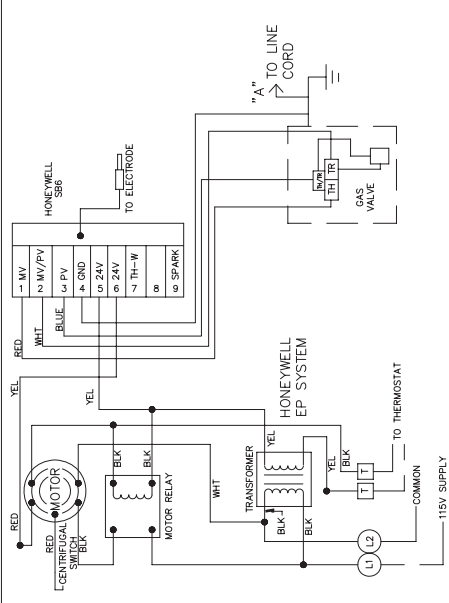
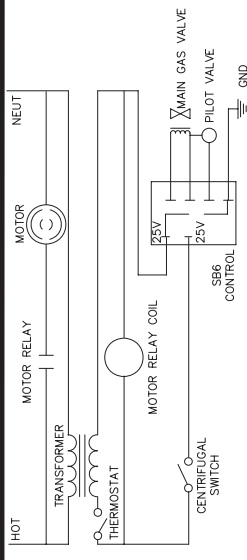


NOTES:

1. FOR (CCW) ROTATION ON CENTURY MOTOR, INTERCHANGE RED AND BLACK LEADS. FOR UPPER POWER MODULE ONLY.



SEE NOTE 1. FOR LOWER PWR. MOD.



** CAD PRODUCED DRAWING **
** DO NOT REVISE MANUALLY **

0	RELEASED ITEM 1	N/A	1-27	BG	RJK
		0	94		
RF	CHANGE DESCRIPTION	ECC	DATE	DR	APP
SY					
	ADP-IT, ADP-IB	SCALE FACTOR	1	SIZE	B
TOLERANCE (EXCEPT AS NOTED)					
FRACTIONAL ±1/64		DECIMAL ±.005	ANGULAR ±1°		
DESCRIPTION		DATE	DR.	BY	APP.
WIRING DIAGRAMS		1/27/94	BG	BG	RJK
NATURAL AND PROPANE		MODEL(S)			
240V, 1 PHASE		G56PB			
50/60 CYCLE		G56PT			
W/PULLY SYSTEM		FILE NAME	16195S04		

1	1619504	WIRING DIAGRAM AIR DECK OVEN	0
ITEM	PART NUMBER	DESCRIPTION	REV