



Sunfire Gas Convection Ovens

Item: _____
 Quantity: _____
 Project: _____
 Approval: _____
 Date: _____

Sunfire Gas Convection Ovens

Models:

- SDG-1 SDG-2



Model SDG-1

Standard Features:

- Electromechanical thermostat with a temperature range of 200°F - 500°F (93°C - 260°C), and 60-minute timer
- Electronic spark ignition, including automatic pilot system with 100% safety shut off
- Total of 80,000 BTU loading per oven cavity
- Natural or Propane
- Two-speed fan with 3/4 HP motor
- 60/40 dependent door design with double pane thermal window in both doors
- Porcelain enameled oven interior w/coved corners

- Five (5) chrome plated oven racks on 11-position, removable rack guides
- Interior lights
- Stainless steel front, sides, top, and legs
- Double-deck model available, (SDG-2)

Optional Features:

- Extra oven racks
- Swivel casters, set of four; two locking, (please specify single or double deck)
- Canopy flue diverter
- Direct connect vent, (specify single or double oven)

Specifications:

Full-size, deep depth, gas convection oven with electro-mechanical thermostat, 60-minute timer and 2-speed fan. Designed as a general purpose oven for baking or roasting a variety of food products faster and at lower temperatures by circulating air throughout the oven cavity.



Note: Ovens supplied with casters must be installed with an approved restraining device.

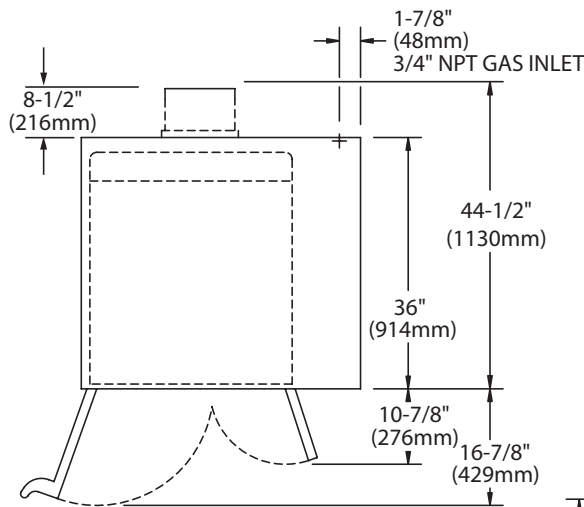


Width	Depth	Height		Oven Interior Dimensions			Combustible Wall Clearance	
		SDG-1	SDG-2	Height	Depth	Width	Sides	Rear
40" (1016mm)	44-1/2" (1130mm)	62" (1575mm)	74" (1880mm)	20-1/2" (520mm)	28-1/2" (723mm)	29" (736mm)	1" (25mm)	6" (152mm)

NOTE: SDG-1 w/Optional Casters - Overall Height = 67-1/2" (1715mm)
 SDG-2 w/Optional Casters - Overall Height = 73-1/2" (1867mm)
 Canopy diverter adds 4" (102mm) to the Overall Height

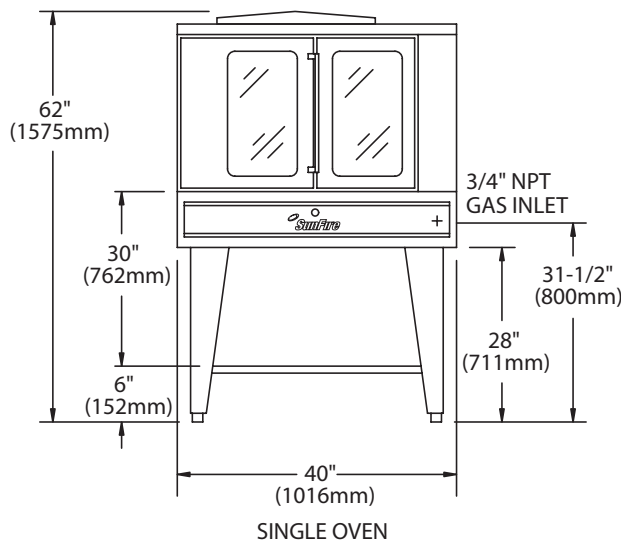
Model	Total BTU Load	Operating Pressure			Electrical Characteristics	Shipping	
		NAT	PRO	MAX		Lbs./Lg	Cube
SDG-1	80,000	4" WC	9.5" WC	13.8" WC @ 70°F	*120VAC, 1Ø, 9.8 Amps	565/255	58.0
SDG-2	160,000				2 @*120VAC, 1Ø, 9.8 Amps	1130/510	114.0

*Each oven comes with a 8'(29.26m) cord with NEMA 5-15P plug.

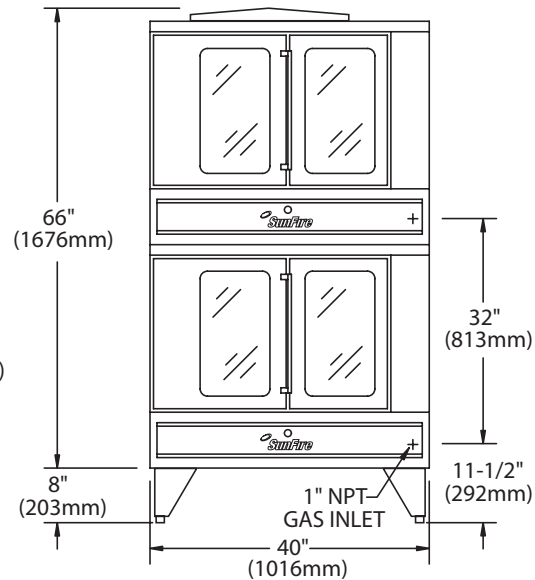


Model	Entry Clearances	
	Crated	Uncrated
SDG-1	47" (1194mm)	32-1/2" (826mm)
SDG-2		

- These appliances are intended for commercial use by professionally trained personnel.
- It is the responsibility of the installer to ensure that installation complies with all national and local codes.



SINGLE OVEN



DOUBLE OVENS

Form# SDG (11/10/11)