



36 E Series Heavy Duty Combination Top Range

Item: _____
 Quantity: _____
 Project: _____
 Approval: _____
 Date: _____

36 E Series Heavy Duty Combination Top Range

Models:

- 36ER33-88 36ES33-88 36ET33-88

Combination Grill And Open Element Top Range



Model 36ER33-88

Standard Features:

- Stainless steel front and sides
- Stainless steel front rail
- Chrome plated, 4 position removable rack guides w/oven rack
- Electro-mechanical heavy-duty oven thermostat
- 24" (610mm) griddle plate with two thermostat controls
- Two tubular elements
- 3" (76mm) high stainless steel vent raiser
- Heat resistant, cool to touch oven door handle
- 6" (152mm) adjustable chrome plated legs (NSF)
- One Year limited parts & labor (USA & Canada)

Optional Features:

- Stainless steel main back (R&S models)
- Extra oven rack
- Swivel casters complete with front brakes (4)
- 6" (152mm) adjustable stainless steel legs
- Convection oven base (add suffix C to model number, e.g. 36ERC33-88)
- Marine equipment - storm rails for pots, hand rails, oven door latch, drip tray stop and deck fasteners

NOTE: Ranges supplied with casters must be installed with an approved restraining device.

Specifications:

Heavy-duty electric range Model 36ER33-88, combination top. Top consists of one 24" (610mm) griddle and one 12" (305mm) open tubular element section. Full size oven is controlled by a heavy-duty electromechanical thermostat. Griddle has two thermostatically controlled sections. Each element is controlled by a three-heat switch. Oven interior is 13.5" (343mm) high x 26.25" (667mm) wide x 29" (533mm) deep with removable four-position chrome plated rack guides and one oven rack, front and rear stainless steel grease troughs. Available with convection oven base, 21.75" (552mm) deep. Stainless steel front and sides. Circuit breakers or fuses provide electric circuit protection. Available with casters or for dais mount. Model 36ES33-88 has storage base in lieu of oven section. Model 36ET33-88 has a modular top.

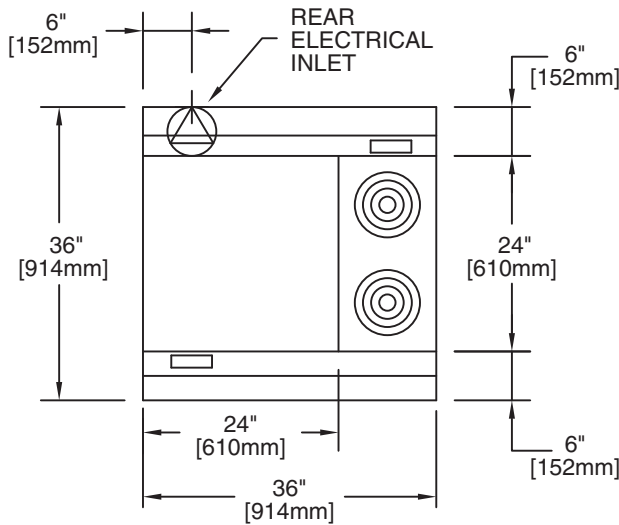


Garland Commercial Ranges Ltd.
 1177 Kamato Road,
 Mississauga, Ontario
 L4W 1X4 CANADA

General Inquires 1-905-624-0260
 USA Sales, Parts and Service 1-800-424-2411
 Canadian Sales 1-888-442-7526
 Canada or USA Parts/Service 1-800-427-6668



MODEL	TOTAL kW	3-PHASE kW PER PHASE ALL VOLTAGES			NOMINAL AMPERES PER LINE							
					SINGLE PHASE		THREE PHASE					
		X-Y	Y-Z	X-Z	208V	240V	208V			240V		
						X	Y	Z	X	Y	Z	
36ER33-88	20.7	6.5	4.2	10	99	88	69	45	60	61	40	53
36ES/ET33-88	14.2	5	4.2	5	68	60	42	39	39	37	34	34
36ERC33-88	19.6	5	4.6	10	94.2	81.7	63	40	61	55	35	53



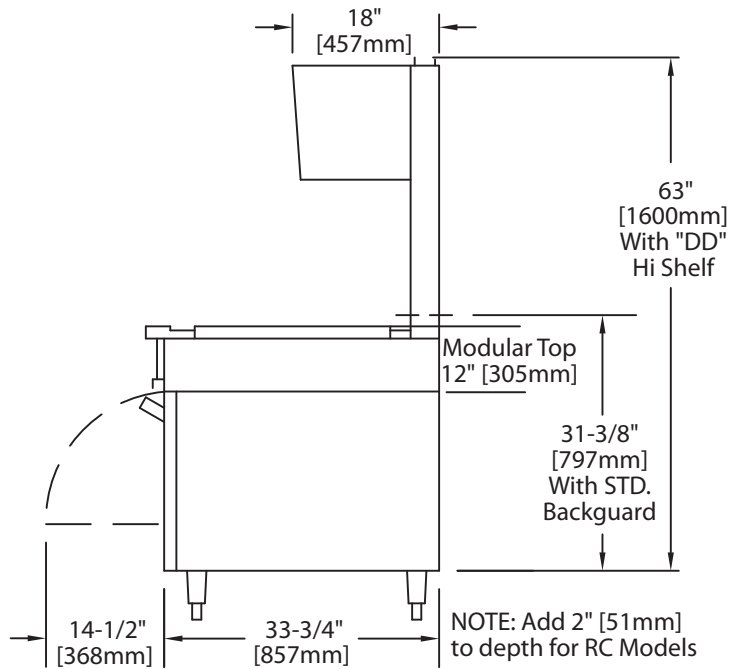
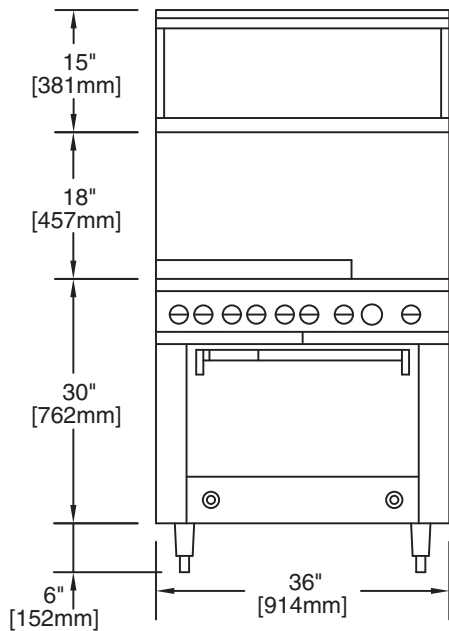
CLEARANCES			
ENTRY		TO COMBUSTIBLE WALL	
CRATED	UNCRATED	SIDES	REAR*
41-1/4" (1048mm)	36-1/4" (921mm)	3" (76mm)	1/2" (13mm)

*Convection Oven base 2" (151mm)

NOTE: For ranges with convection oven(s), (models with suffix 'RC'), air circulation is required for proper operation of fan motors. These models must not be daisy mounted or installed with out legs.

Shipping Cubic Feet 51; Modular 20

Garland products are not approved or authorized for home or residential use, but are intended for commercial applications only. Garland will not provide service, warranty, maintenance or support of any kind other than in commercial applications.



Form# 36ER33-88 (08/17/11)