



Designer Series Electric Food Warmer

Item: _____
 Quantity: _____
 Project: _____
 Approval: _____
 Date: _____

Designer Series Electric Food Warmer

Models:

- ED-15W ED-15WP EDU-15W



Model ED-15W

Standard Features:

- Stainless steel front and black painted sides
- Easy clean design with recessed protected controls
- Stainless steel 6-3/8" (162mm) deep removable well for easy cleaning and draining
- Infinite switch controlled
- Heat-On indicator lamps
- Model EDU-15W is "CE" approved
- One-Year limited parts & labor warranty (USA & Canada only)

Optional Features:

- Stainless steel body side
 Stainless steel back and bottom

Note : Stand is available see form # CS24/CSD

Specifications:

Electric designer series easy to use warmers (wet use only), designed as free standing or to be banked with other ED series equipment. Model ED-15-WP is a 120Volt unit with plug and cord all others are hard wired. All models are 15"(381mm) wide x 24" (610mm) deep x 11 1/2" (292mm) high, easy clean design with stainless steel front and black painted sides, and stainless steel 6-3/8" (162mm) deep removable well ensuring quick draining and easy cleaning. Accepts series 200 12" (305mm) x 20" (508mm) or Gastronorm 1/1 cafeteria pans. An infinite switch with indicator light regulates heat.



Garland Commercial
 Industries, LLC
 185 East South Street
 Freeland, PA 18224
 Phone: (570) 636-1000
 Fax: (570) 636-3903

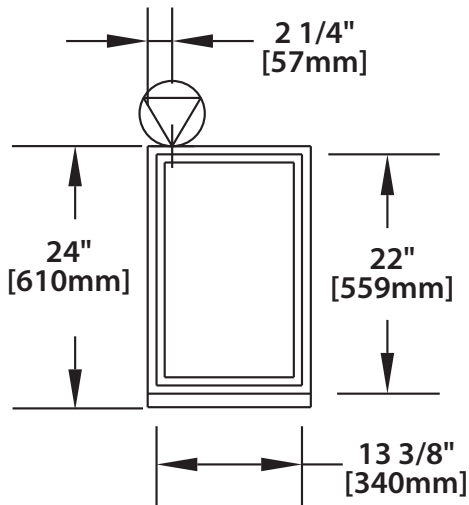
Garland Commercial Ranges Ltd
 1177 Kamato Road,
 Mississauga, Ontario
 L4W 1X4 CANADA
 Phone: 905-624-0260
 Fax: 905-624-5669

Enodis UK LTD
 Swallowfield Way,
 Hayes, Middlesex
 UB3 1DQ ENGLAND
 Telephone: 081-561-0433
 Fax: 081-848-0041

Enodis®

Models	Total kW Load				Nominal Amperes Per Line							
					North America				Export			
	North America		Export		Single Phase		Hi Line -3 Phase		Single Phase		Hi Line - 2 or -3 Phase	
208V	240V	220V/380V	240V/415V	208V	240V	208V	240V	220V/380V	240V/415V	220V/380V	240V/415V	
ED-15W, EDU-15W	1.0	1.0	1.12	1.0	5	5	N/A	N/A	6	5	N/A	N/A
ED-15WP	A 120V Unit. 1.0 kW, 8.3 Amps											

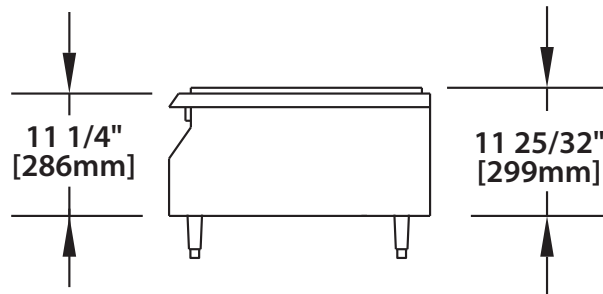
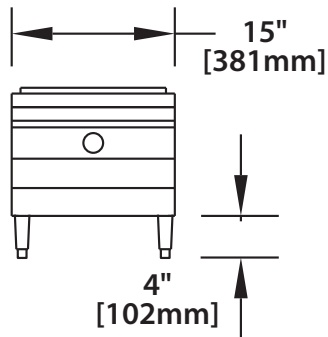
Model	Overall Dimensions			Cu FT	Shipping Wt. Lb/kg
	Height	Width	Depth		
ED-15W	11-1/2" (292mm)	15" (381mm)	24" (610mm)	5	50/23
ED-15WP	11-1/2" (292mm)	15" (381mm)	24" (610mm)	5	50/23



Garland products are not approved or authorized for home or residential use, but are intended for commercial applications only. Garland will not provide service, warranty, maintenance or support of any kind other than in commercial applications.

NOTE: ED Series food warmers are wet type only. Operating these units dry for extended periods may cause the tank assembly to warp and void the warranty.

Installation Clearances	
Side	Rear
1" (25mm)	1" (25mm)



Form# ED-15W & ED-15WP (06/07)