



Designer Series Electric Griddles

Item: _____
 Quantity: _____
 Project: _____
 Approval: _____
 Date: _____

Designer Series Electric Griddles

Models:

- ED-15G ED-24G ED-36G
 EDU-15G EDU-24G EDU-36G



Model ED-24G

Standard Features:

- Stainless steel front and sides
- Easy clean design with recessed protected controls.
- Heat-On indicator lamps
- Thermostat controlled one per foot of width
- Models with EDU prefix are "CE" approved
- 18" (457mm) deep cooking surface
- 4" (102mm) Stainless Steel legs.
- 1/2" (13mm) polished steel griddle with 2-5/8" (67mm) welded splash guard on sides and rear of plate

- Concealed grease drawer
- One-Year limited parts & labor warranty (USA & Canada only)

Optional Features:

- Stainless steel back and bottom
- Fully grooved griddle, add suffix U (i.e. GD-15GU) or grooved sections, add U1 for 12"(305mm) on left side and U2 for 24" (610mm) on left side

Note : Stands are available see form # CS24/CSD

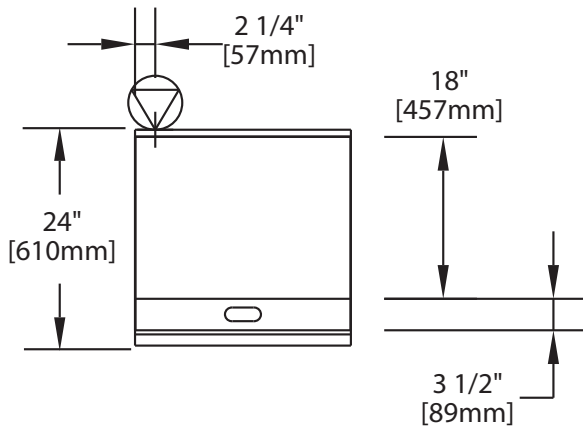
Specifications:

Electric designer series griddles in three widths: models ED-15G, 15" (381mm) wide; ED-24G, 24" (610mm) wide and ED-36G, 36" (914mm) wide. Designed as free standing or to be banked with other ED series equipment. 24" (610mm) deep x 13-3/4" (349mm) high, easy clean design with stainless steel front and sides. Thermostat controlled, with improved insulation underneath the elements allowing for better heat efficiency. Concealed grease drawer behind lower hinged panel. Fully grooved or grooved section griddle available. Models with EDU prefix are "CE" Approved.



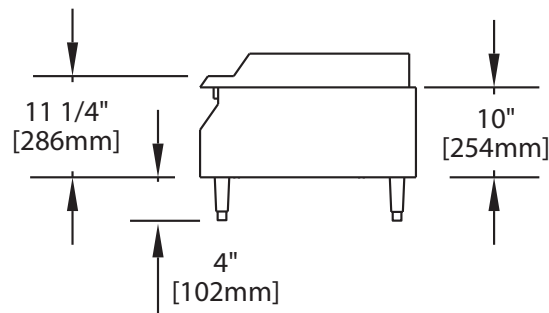
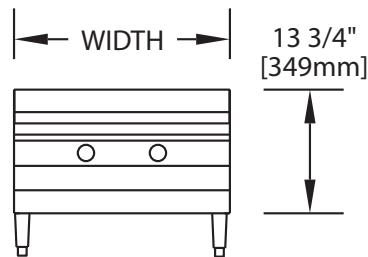
Models	Total kW Load				Nominal Amperes Per Line							
					North America				Export			
	North America		Export		Single Phase		Hi Line - 3 Phase		Single Phase		Hi Line - 2 or -3 Phase	
	208V	240V	220V/380V	240V/415V	208V	240V	208V	240V	220V/380V	240V/415V	220V/380V	240V/415V
ED-15G, EDU-15G	3.4	3.4	3.4	3.4	17	14	N/A	N/A	16	14	N/A	N/A
ED-24G, EDU-24G	6.7	6.7	6.7	6.7	33	28	28	25	31	28	16	14
ED-36G, EDU-36G	10.1	10.1	10.1	10.1	49	42	28	25	46	42	16	14

Model	Overall Dimensions			Useable Cooking Surface		Cu Ft	Shipping Wt. Lb/kg
	Height	Width	Depth	Width	Depth		
ED-15G	13-3/4" (349mm)	15" (381mm)	24" (610mm)	14-5/8" (371mm)	18" (457mm)	6	90/41
ED-24G	13-3/4" (349mm)	24" (610mm)	24" (610mm)	23-5/8" (600mm)	18" (457mm)	8	135/61
ED-36G	13-3/4" (349mm)	36" (914mm)	24" (610mm)	35-5/8" (876mm)	18" (457mm)	11	175/80



Garland products are not approved or authorized for home or residential use, but are intended for commercial applications only. Garland will not provide service, warranty, maintenance or support of any kind other than in commercial applications.

Installation Clearances	
Side	Rear
1" (25mm)	1.5" (38mm)



Form# ED-15G, ED-24G, ED-36G (01/16/12)