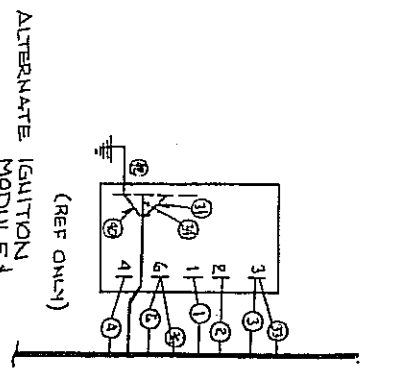
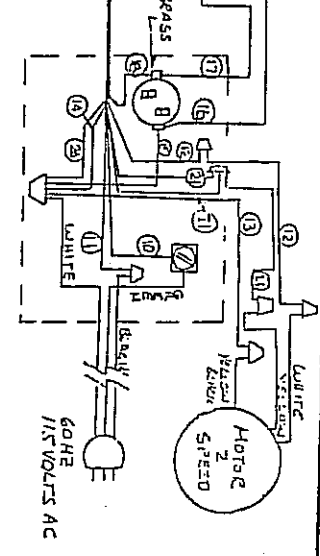
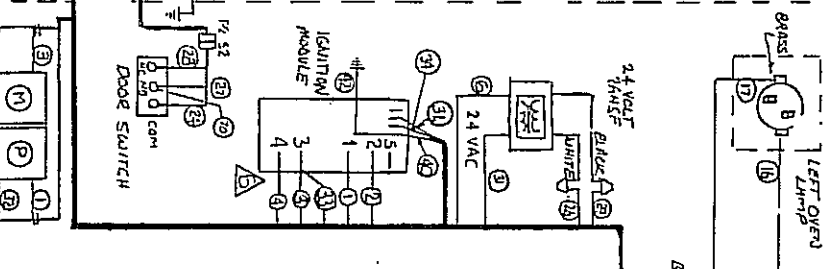
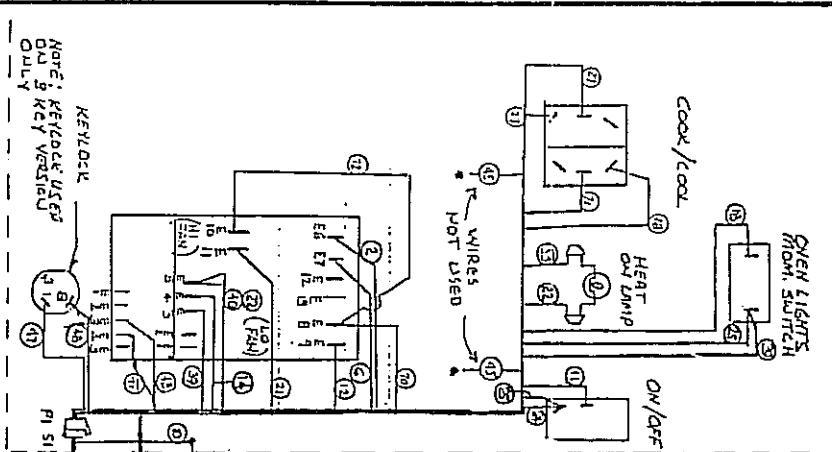


HW 202-131 42 22 24 51 01 02 00 01 00 01

8	1:2	1-480,204-0		
7	1:2	1-480,305-0		
6				
5				
4				
3				
2				
1	1544701	Wiring Diagram		
ITEM	PART NUMBER	PART NAME	MATERIAL	FINISH
			BLANK SIZE	



MODEL	GAS INPUT PER DECK (BTU/HR)	ELECTRICAL RATINGS VOLTS	PHASE	AMPS
BQ,000	115	1	5.2 PER DECK	

NO.	DESCRIPTION	DATE	APP.
1	REPLACED OLD IGNITION MODULE WITH UPDATED MODEL BQ-460	7/2/88	DL
2	5.2 UNIT 7.5 WIRELESS TO RELEASE FROM-1	7/2/88	DL

U.S. RANGE

CGCH100

COOK & HOLD

ELECTRONIC CONTROLS

GAS 115V.

TOLEANCES (EXCEPT AS NOTED) FRACTIONAL ± 1/64 DECIMAL ± .003